

HOLZ-HER *Times*

THE MAGAZINE FOR WOOD AND PLASTIC PROCESSORS IN TRADE AND INDUSTRY



WWW.HOLZHER.CO.UK



2023-1

SMART FACTORY SOLUTIONS WITH **HOLZ-HER SYSTEMS SOLUTION**

HOLZ-HER, your competent partner and trailblazer for innovative solutions for panel and material handling automation. Our systems experts bring you closer to your optimal automation solution step-by-step.
Read more on page 7



LINEA 6015

Compact, fast,
and precise

Read more on page 2

EVOLUTION Door Package

Opens up new
possibilities for you

Read more on page 4

The New POWER-PIN

Driving in dowels couldn't
be simpler

Read more on page 8

The EPICON 5-Axis CNC

Machining options for
extreme flexibility

Read more on page 10

COMPACT, FAST, AND PRECISE "LITTLE" LINEA 6015

Cutting used to be laborious work for two employees on one formatting saw. But now, the LINEA 6015 allows a single operator to complete your cutting work reliably without breaking their back and without any need for extra space.

Discover compact cutting without compromise! This entry level space-saving cutting solution sets new standards in it's class. Numerous refinements in software and hardware enable precise cuts, maximum process reliability and fast cycle times.



LINEA 6015 HIGHLIGHTS

- Saw-blade projection up to 68 mm. This means that package cuts are no longer a challenge.
- Air-cushioned machine and support tables for gentle, damage free, workpiece handling.
- The double sliding door integrated into the machine concept provides free access to over 6 m² of usable storage space.
- The consistent linear guide design ensures extreme cutting precision and absolutely smooth running of all units.



LINEA 6015
Saw-blade projection: 68 mm

Now also available with a cutting length of 3,800 mm

WE MAKE YOUR

IDEAS COME TO LIFE.

KENSCH JOINERY

"From craftsmen for craftsmen – that was the key message for us."

KENSCH JOINERY

Since the establishment of our joinery company, we have done our cutting with a standing saw from HOLZ-HER. However, quality expectations and order volumes of up to 6,000 individual parts called for a new way of thinking. With the LINEA, we have been able to integrate a high-performance saw with top equipment into our process despite space limitations. Thanks to the LINEA, we can now handle our customer orders more efficiently with great quality finish. Kensch joinery is a high quality interior contractor for the commercial and residential area.



WOOD REBORN

In our new 1000 m² production hall we manufacture a wide range of products, including kitchens and interiors for homes and retail stores. We rely exclusively on state-of-the-art HOLZ-HER machines. After we had added the CNC and the automatic edgebander, we completed our equipment with a LINEA 6015 pressure beam saw. Together with programming from the office, this guarantees maximum productivity and efficiency for our production.



LEMBERK JOINERY

We offer custom woodworking products and construction joinery services. For this we use high-quality materials such as solid wood, veneer, MDF and laminate. The innovative pre-scoring solution of the LINEA 6015 allows us to make all adjustments without stopping the motor, which saves us time. With the 2.2 kW motor, we can even cut hard coatings such as HPL without tearing.



BAS MOLEKAMP

After almost 30 years with a formatting saw, it was time for something new. In short, the LINEA enables faster and more accurate sawing with less operator fatigue. I can proudly say that I purchased the first model of this series in the Netherlands.



MAURER JOINERY

After my experience with the edgebanders, I also placed our cutting in the competent hands of HOLZ-HER. The LINEA provides an air cushion not only on the front tables, but also on the machine table where my fragile material is protected with an air cushion upstream and downstream of the cutting line.

HIGHLIGHTS

- The powerful touch control provides an overview of your machine.
- With the adhesive database, you can easily manage up to 4 different types of glue with different properties.
- VI.SE. (VIsual SETting mode) supports you in setting up your machines quickly and safely.

With HOLZ-HER Glu Jet hybrid technology, you can process EVA and PUR glue as standard within the same system.

- Invisible joints as a standard feature – whether with EVA or PUR glue.
- Fast and simple changeover from EVA to PUR and from cartridge to granulate form.
- Just-in-time heat-up – the complete gluing unit is ready for use within 3 minutes.
- Clean operation – the sealed system prevents the glue from burning, ensuring that it maintains its original colour and does not emit any unpleasant adhesive vapors.

NOW ALSO WITH NC SERVO AXES

THE ARTEA AND STREAMER SERIES: COMPACT ENTRY LEVEL UNITS WITH INVISIBLE JOINTS AS A STANDARD FEATURE

ARTEA SERIES


Within a compact space, the ARTEA series offers top equipment with an unrivaled price/benefit ratio. Pre-milling, precise gluing, fine trimming, corner rounding as well as a complete finishing area with radius scraper, surface scraper, buffer and sprayers all within a space of only 3,700 mm.

STREAMER SERIES

For even greater performance, such as 60 mm workpiece thickness or up to 8 mm thick solid lippings, the STREAMER models offer high-tech, just like the larger models, with a maximum total length of 4,930 mm. If desired, the STREAMER 1057 XL power has an option to motorize the cutter unit and radius scraper.




All machines available at short notice!



DYNESTIC 7505 | 7507 INTELLIGENT, NEXT GENERATION NESTING

HOLZ-HER's nesting technology allows you to efficiently format, shape and drill with one machine. For perfect adaptation to your needs, the DYNESTIC series is also available in practical automated variants.

However, the key component in nesting is a software solution that is fully integrated into the machining process. Here, HOLZ-HER offers a version for rectangular nesting as well as a free-form solution for even greater yield optimisation. With versatile import options for a wide range of nesting modules as well as consistent graphical display units and barcode interfaces, the DYNESTIC can be optimally integrated into your machining processes.



360 DEGREES! ACCESSIBLE FROM ALL SIDES

EQUIPMENT VERSIONS

CLASSIC EDITION

Space-saving and versatile stand-alone solution.

PUSH EDITION

Increased panel through-put thanks to automated push-off.


AUTOMATIC EDITION

Seamless integration into an automated panel storage system.

LIFT EDITION

With lifting table as standard feature for processing entire panel stacks.

POWER-PIN – the ideal addition for dowel insertion after nesting machining. Read more on page 8



THE EVOLUTION DOOR PACKAGE OPENS UP NEW POSSIBILITIES FOR YOU



The door package, consisting of a specially developed angular gear for lock cases, a lock mortise cutter and a door handle cutter, optimally extends the functionality of the EVOLUTION.

With generous standard passage dimensions and material thicknesses of up to 70 mm, doors can be consistently processed. Whether rebated door leaves or butt-hinged commercial building doors, the EVOLUTION masters lock case and handle hole milling just as perfectly as the insertion of door hinges or concealed fittings.

EVOLUTION DOOR PACKAGE HIGHLIGHTS

- A specially developed angular gear for lock cases allows machining with a milling depth of up to 115 mm.
- Tear-free deep milling for perfect handle and lock case milling.
- For concealed hinges on room and apartment entrance doors or fittings for commercial building doors.
- A 6-position tool changer is available as standard feature for setting up the change gear.



MADE IN


LUXEMBOURG.

RICHARTS JOINERY

TOM RICHARTS JOINERY

Thanks to state-of-the-art technology and high-quality machinery, we not only ensure superior quality craftsmanship, but also increase our flexibility in production. An outstanding example of this is our EVOLUTION 7405 CNC machine with the HOLZ-HER door package. Its versatile machining capabilities allow us to produce furniture as well as doors – a real all-rounder in our company.

Tom Richarts joinery produces high-quality products in the fields of furniture construction, interior fittings, doors and home theatre solutions.

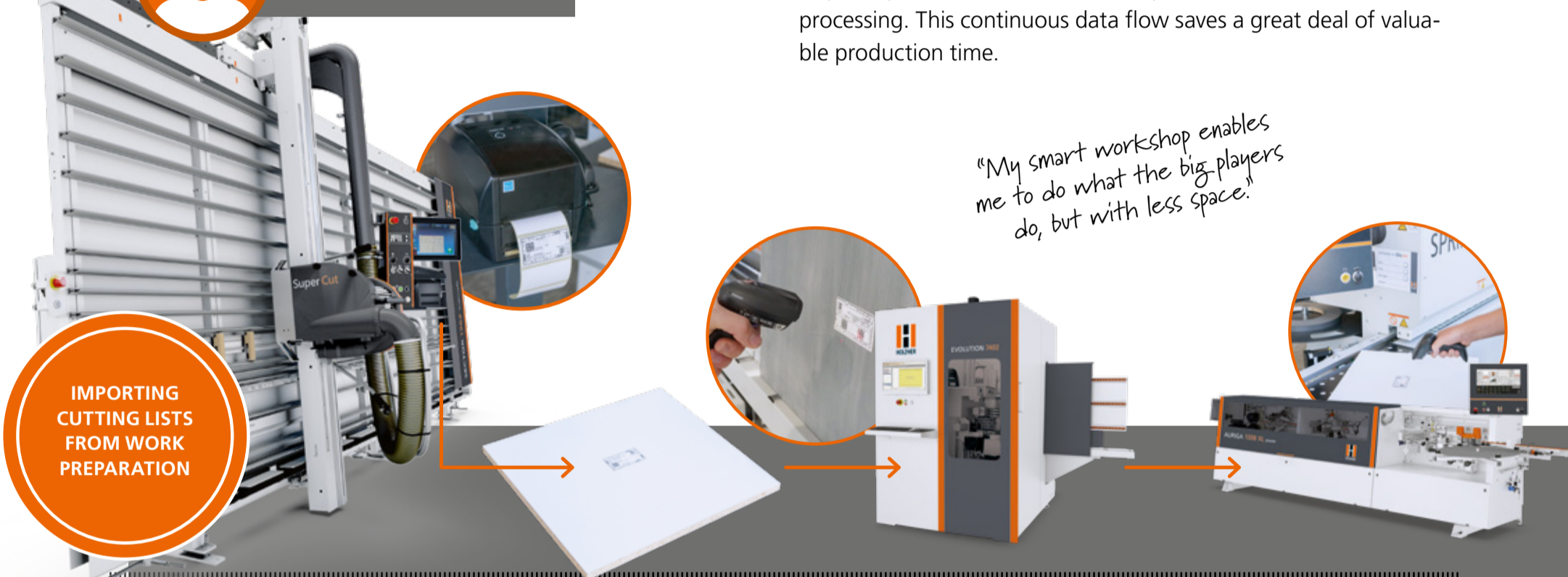


NETWORKED FOR PROCESS OPTIMISATION THE SMART WORKSHOP IN THE SMALLEST OF SPACES

Vertical panel saws can be integrated perfectly into your machine network. You have the option whether to manually complete the cutting plans in your office or simply import them as CSV files into the Opti-Base-V-Cut software. Here the remaining panels in the remnant storage integrated into the network are taken into consideration and included in the optimisation. After optimisation in the office, the cutting plans are available on the network. The software provides precise instructions on a 15.6" touchscreen to guide you through the cutting plans directly at the machine. For each completely cut panel you automatically receive the associated label with all the information important for production, allowing all panel parts to be included in the production flow for further processing. This continuous data flow saves a great deal of valuable production time.



SMALL CRAFT SHOPS



"My smart workshop enables me to do what the big players do, but with less space."

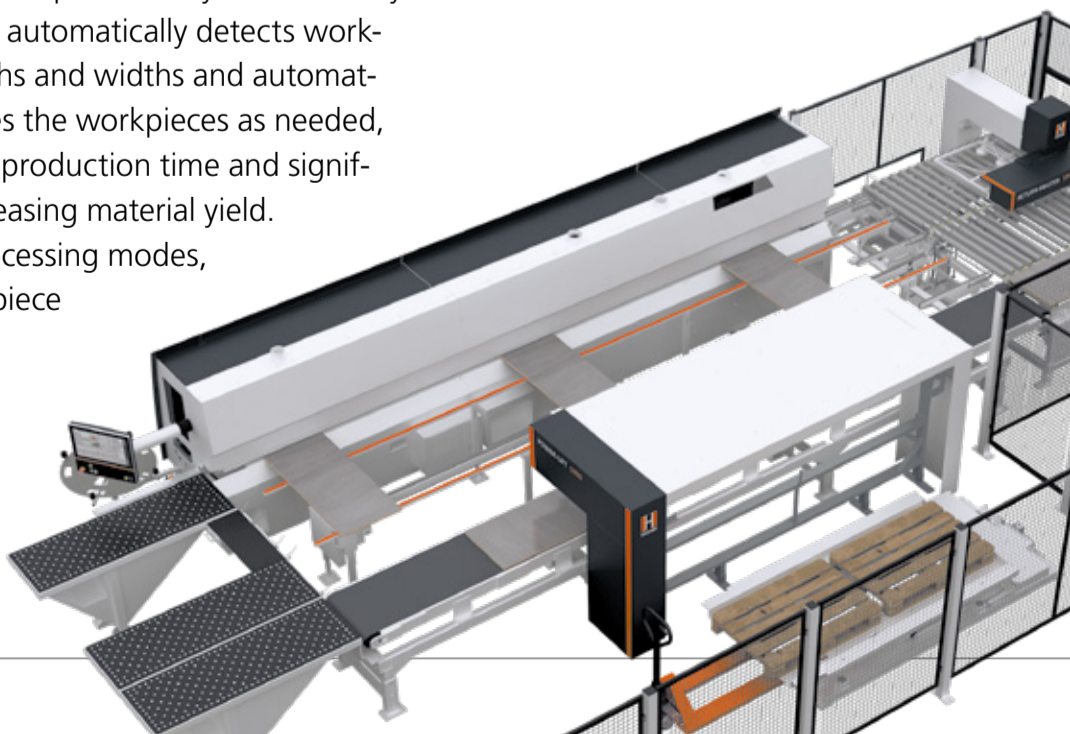
IMPORTING CUTTING LISTS FROM WORK PREPARATION

SHORTEN YOUR PRODUCTION TIME RETURN-MASTER 5940

With the RETURN-MASTER 5940 return unit and the 5990 intelligent stacking unit, even smaller workshops can automate their production to remain competitive and profitable.

The return unit integrated into the edgebander enables intelligent single-operator use for greater productivity and flexibility. The system automatically detects workpiece lengths and widths and automatically rotates the workpieces as needed, shortening production time and significantly increasing material yield. Various processing modes, from workpiece

return to nested stacking on pallets, are available and presented to the operator in real time via a central graphic display. The dynamic machine infeed lock of the edgebander also controls the optimum workpiece sequence.



SINGLE-OPERATOR USE

The return unit enables efficient single-operator use for increased productivity and maximum flexibility.



FULLY INTEGRATED CONTROL

All functions and processing modes are integrated into the central control of the edgebander and are visualised graphically.



INTELLIGENT STACKING DEVICE

Due to the automatic part measurement, workpieces are automatically rotated and gently stacked on the pallets at up to four positions with vacuum suction cups.



SINGLE MODE

Large and bulky parts can be processed ergonomically in single mode with only one operator. Also, extra-long parts can be easily discharged at the outfeed, if necessary.

PERFECT CUTTING IN UPSCALE CRAFT SHOPS WITH SERIES PRODUCTION

High performance workshop businesses frequently reach an industrial level. The ZENTREX 6215 was developed precisely for this requirement profile. Its solid construction and powerful sawing units are typical features you can count on.

The ZENTREX range from the power version for manual loading, through the lift version with lifting table, to the dynamic version, which is operated via the STORE-MASTER storage system.



ZENTREX 6215
Saw-blade projection:
115 mm | 130 mm (XL package)

DYNESTIC 7535 INTELLIGENT, NEXT GENERATION NESTING

DYNESTIC 5-axis nesting CNC enables you to machine and cut panel materials with optimized off-cuts. Thanks to the enormous versatility in its different equipment versions, this CNC series can be adapted to any desired operating mode and the most varied degrees of automation. Dynamic, flexible and of the highest quality in every respect – the DYNESTIC 7535 is the machining center for complete panel processing using the nesting method.



- ENORMOUS TIME SAVINGS**
Resulting from complete formatting and CNC machining with only one clamping operation.
- OPTIMUM NESTING RESULTS**
Minimum waste and intelligent machining strategies thanks to BetterNest software.
- SOLID WOOD AND DOOR MACHINING**
Perfect machining processes thanks to flat table suction cups and 5-axis head.





Michael Epp
SYSTEMS Expert

HOLZ-HER System Solutions supports you individually to optimize your processes and increase the efficiency and effectiveness of your production.

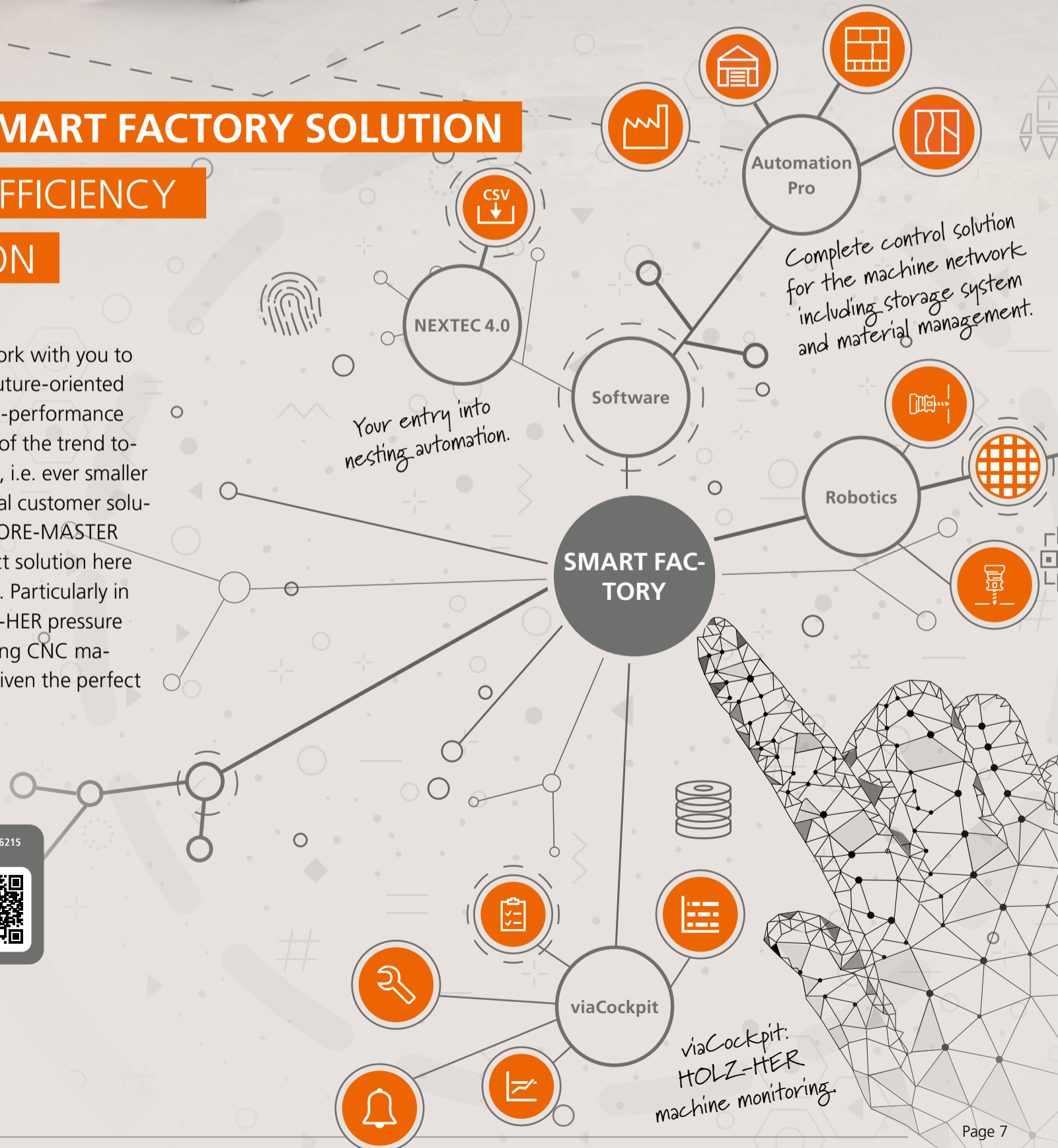


THE HOLZ-HER SMART FACTORY SOLUTION

COMBINES EFFICIENCY

WITH INNOVATION

As in this project, we work with you to develop a flexible and future-oriented system solution for high-performance panel handling. In view of the trend towards "one-piece flow", i.e. ever smaller batch sizes and individual customer solutions, the HOLZ-HER STORE-MASTER system offers the perfect solution here for all sizes of operation. Particularly in combination with HOLZ-HER pressure beam saws and/or nesting CNC machines, companies are given the perfect tool for future success.



DYNESTIC 7535 video

ZENTREX 6215 video



THE AURIGA BECOMES A MULTI-TALENT

The AURIGA 1308 XL is a versatile machine capable of processing a wide range of materials, including fragile surfaces. With up to 11 NC servo axes and the flexibility of the Glu Jet glue application system, the requirements for processing different materials can be met quickly and easily.

In the multi version, you can select predefined machining profiles via the control to process 1 mm or 2 mm edges without compromise. The multi-units are also equipped with the proven IntelliSet system.



With HOLZ-HER Glu Jet hybrid technology, you can process EVA and PUR glue as standard within the same system. With invisible joints, of course.

AURIGA SERIES HIGHLIGHTS



INTELLESET

IntelliSet supports easy adjustment of units via intelligent interactive graphics, for example to compensate for the thickness of a protective film.



ITRONIC

iTronic is your intelligent edgeworking assistant for fast and error-free adjustment of your edgeworker.



FA.S.T

fa.s.t (set-up in the gap) enables you to run different machining processes at the same time on the edgeworker.



Now also available as multi version with multi-stage tools.



POWER-PIN HIGHLIGHTS

- Thanks to the intuitive clamping concept using a split pressure beam, workpieces are securely fixed during machining.
- Flexible clamping allows for multi-field machining of up to four workpieces simultaneously.
- The VISE LED position indicator aids correct workpiece positioning. This allows for quick visual detection of inconsistent gaps (only dynamic).
- With an installation space of only 4 m² and an extremely low overall height of 1,755 mm, the POWER-PIN fits into any workshop.

DRILLING AND DOWEL INSERTION WITH POWER-PIN

The POWER-PIN 7605 is a compact drilling and dowel insertion machine that can drive 6 mm or 8 mm, either, pre-coated or standard wooden dowels with D1 glue, fully automatically. It is the perfect complement to a nesting machine or a saw and CNC combination, as it offers the additional option of performing the remaining machining operations such as horizontal drilling, dowel insertion and, if necessary, drilling on the other workpiece side. Thus, the POWER-PIN 7605 helps to increase the efficiency and precision of your production.



See all machine details.



THE **PERFECT CNC** FOR ENTRY-LEVEL USERS WHO WANT TO PRODUCE **WITHIN LIMITED OF SPACE**

EVOLUTION HIGHLIGHTS



XL PASSAGE

Enlarged passage for workpieces with height of up to 1,200 mm on 7405 4mat or Connect.



4MAT

Formatting on all four workpiece edges and surface machining.



CONNECTION TECHNOLOGY – FREE CHOICE!

Everything with one clamping operation. State-of-the-art connection technology with the EVOLUTION tool packages.

Bring your ideas to life with incredible precision! Request your CNC entry package today.



The EVOLUTION series offers you enormous versatility and flexibility in just 5 m² of floor space. Ideal for shops with little space, CNC novices or shops requiring increased processing capacity. Whether with the EVOLUTION 7402 or the power version EVOLUTION 7405, these machines make precise manufacturing and creative design easier than ever before.

Every user will find a CNC machine here to match their individual needs. With the EVOLUTION series, you can rely on a flexible vertical machining center that will take on any challenge.



POWER CUTTING FOR ALL PANEL MATERIALS **SECTOR 1257 | 1262 AUTOMATIC**



A decision to purchase a HOLZHER panel saw is a decision for uncompromising quality.

It features a solid, welded base frame and saw beam for the most stringent requirements. The fine adjustment capability of the stops is reflected by the quality of the material cut. There's a pneumatically braked saw unit for

horizontal cutting and automatic cutting line grid detection which provides support for high speed machine operation. Implementing design lengths of up to 8,300 mm is no problem and powerful motors up to 9.0 kW, including speed adjustment, ensure proper processing of hard materials or plastics.



Paper is a thing of the past. The HOLZHER Opti-Base-V-Cut is now state-of-the-art.



PANEL OPTIMISATION MADE EASY

The Opti-Base-V-Cut optimization feature digitises even the smallest production cells. In addition to material savings, the smart software also provides workpiece labels with all part and machining information, as well as barcodes.

THE UNIVERSAL GENIUS FOR YOUR SHOP **EPICON SERIES**




DIRECTION Y

EPICON 7135: 1,500 mm
EPICON 7235: 1,650 mm
EPICON 7335: 2,100 mm



300 MM WORK-PIECE HEIGHT

All EPICON models have a genuine machining height of 300 mm (from the top edge of the vacuum cup).



The EPICON features extreme flexibility regarding machining options and equipment versions. Whether panel processing, solid wood or composites – the EPICON console CNC's are masters in all areas.

The EPICON series offers suitable machining depths depending on orientation, size or degree of automation. On request, the EPICON can be equipped with contactless safety monitoring using state-of-the-art sensor technology. Automatic human detection with distance control offers safety and freedom of movement for the operator. For maximum flexibility, a choice of machine tables is available, including the fully automatic synchro drive table and the innovative VISE LED table. This makes CNC processing with the EPICON series the perfect solution.



LARGE SCALE 5-AXIS

MACHINING

MAURER JOINERY




Great ideas need space to unfold.

The model and at the same time trademark and namesake of a library is the famous Lipizzaner horse, which we made life-size from wood. In addition, we made the entire furnishing with information area and a children's corner. We implemented the unusual design with the help of a 5-axis CNC from HOLZ-HER. Its generous machining height and the fully interpolating processing head made it an ideal machine.



SALAMON JOINERY


Heidelberg-based carpentry business, Salamon has earned a good reputation over decades with reliability and quality. They are well aware that modern and up-to-date machinery plays a key role. Particularly for unusual and complex projects, the traditional company has relied for years on machine solutions from HOLZ-HER.





MAIBURG JOINERY

Important arguments in the selection process for us were a clear control of the machine, the possibility of fully automatic setting, fast warm-up of the glue container and reduced noise during production. We found all these requirements fulfilled in the new edgebander from HOLZ-HER.



HOLZ-HER **SPRINT SERIES** SUPERIOR EDGE BANDING EXPERTISE

The SPRINT series edgebanders give you edgebanding technology at the highest level. Motorized adjusting axes are used for the entire machine. HOLZ-HER thus enables you to carry out repeat set-ups at the touch of a button without opening the machine hood.

With the LTRONIC changing unit you can also process laser edging with superior quality and perfect invisible joints.



MAURER JOINERY

After my first HOLZ-HER edgebander, a model from the "Perfekt" series, I again opted for the premium model with the Glu Jet glue application system. With my SPRINT multi, I can respond to almost all customer requirements extremely flexibly and with outstanding quality.



TOMÁŠ KLEIN JOINERY

We are from the Czech Republic near the Polish border and serve mainly demanding clients. When it came to edgebanding, we relied on HOLZ-HER's uncompromising technology.

SPRINT HIGHLIGHTS



ADHESIVE DATABASE

A wide variety of glue types are available by default. If required, EVA or PUR glue or transparent/white glue can be easily selected and is optimally available with all important setting parameters. Even the consumption of the glue cartridges is automatically recorded.



FULLY AUTOMATIC FLUSHING ROUTINE FOR PUR GLUE

No more fear of PUR. The gluing station can be completely cleaned and neutralized with detailed operator guidance at the push of a button on the control system.



REMAINING EDGE QUANTITY DISPLAY

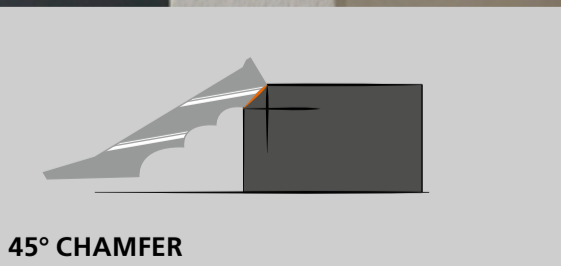
Edge consumption is recorded and displayed on the machine. For example, you start with 100 m and after finishing the job you know that there is still 35 m of edge on the reel. That is valuable information for your next job with this edge.



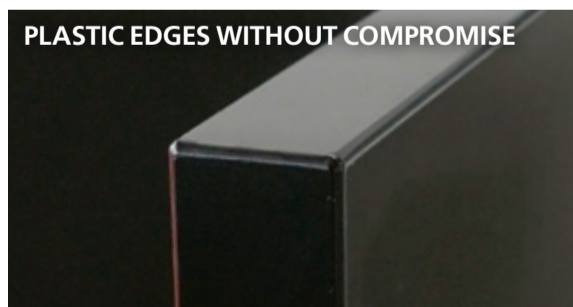
Via the multi-stage tools and tool turrets, the SPRINT offers up to four different profile variants in addition to 8 mm flush cutters.



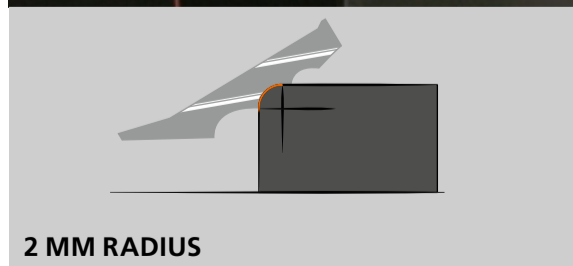
CONCRETE LOOK AT ITS BEST



45° CHAMFER



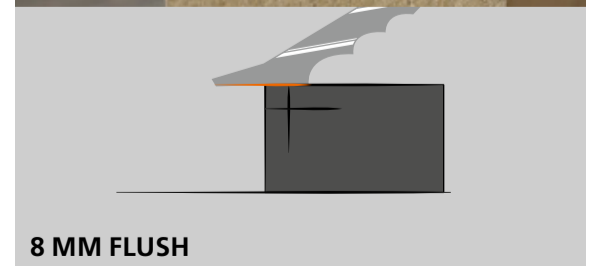
PLASTIC EDGES WITHOUT COMPROMISE



2 MM RADIUS



SOLID WOOD WITH INVISIBLE JOINT



8 MM FLUSH

OUR TOP BESTSELLERS FOR EVEN MORE PRODUCTIVITY!


VERTICAL CNC MACHINING WITH AUTOMATIC DOWEL INSERTION

PinJet - the dowel anchor system for the EVOLUTION. Fully automatic insertion of 8 mm wooden dowels.



5-AXIS CNC MACHINING WITH THE NEW EPICON 7135

The universal genius for your shop. It is time for the next generation in CNC machining.



INTELLIGENT EDGE-BANDING WITH THE AURIGA AND STREAMER SERIES

Industrial technology for small workshops – with the HOLZ-HER Glu Jet – system, you can always process PUR glue as standard, just as simply as EVA glue.



COMPACT CUTTING SOLUTION WITH THE LINEA 6015

Set new standards in your production. Designed for high through-put with resource-saving space planning.

REQUEST YOUR OFFER NOW AT: : WWW.THE-NEW-HOLZHER.CO.UK

Michael Weinig (UK) Ltd.
5 Blacklands Way, Abingdon Business Park, Abingdon, Oxon, OX14 1DY
Phone +44 (0)1235 557600 | Fax +44 (0)1235 538070

Paul Nightingale
National Sales Manager
Mob. 07717 411332
paul_nightingale@holz-her.co.uk

Stephen Janes
Area Sales Manager East England
Mob. 07887 566972
stephen_janes@holz-her.co.uk

Steven Brockie
Area Sales Manager Scotland
Mob. 07785926078
steven_brockie@weinig.co.uk

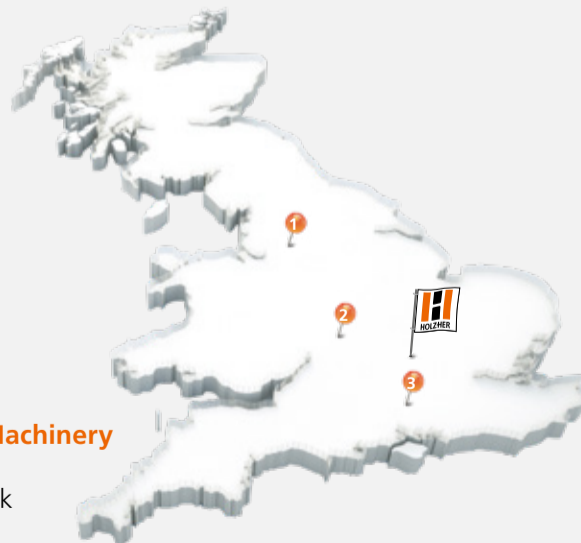
Callum Richards
Area Sales Manager SW England
Mob. 07917 096 631
callum_richards@weinig.co.uk

Certified HOLZHER dealers

1 Calderbrook Woodworking Machinery
Tel: 01706 873 344
sales@woodworkmachinery.co.uk

2 Markfield Woodworking Machinery Ltd
Tel: 01162 893 469
info@mwmachinery.co.uk

3 Grovewood Machines
Tel: 01256 818 235
info@grovewoodmachines.co.uk



CREDITS

HOLZ-HER GmbH
Großer Forst 4 • 72622 Nürtingen
Germany • Telefon +49 (0) 70 22 702-0
sales@holzher.com • www.holzher.de

Responsible for content:
Robert Terzer (General Sales Manager)

Production:
FRIENDS – Menschen, Marken, Medien
www.friends.ag

Picture credits: Kindlena/shutterstock, zdshooter/
AdobeStock, New Africa/AdobeStock, wvihr/
AdobeStock, Yee K/shutterstock, crevis/fotolia

The technical data are guide values. We reserve all rights to change design and features without prior notification. Some illustrations show special versions or equipment not included as standard features and are not binding. For clarity, some of the machines are shown without protective hood.

/Michael Weinig UK Ltd
 /MichaelWeinigUK
 /WEINIGUK
 /michael-weinig-uk
 /michaelweinig_uk_ltd

